

LUX Shelves

With a view of always punctually and timely answering the Clients' requests, we have widened the range of **LUX luminous shelves**, offering 2 distinct types of shelves:

1. Acrylic stone luminous shelf

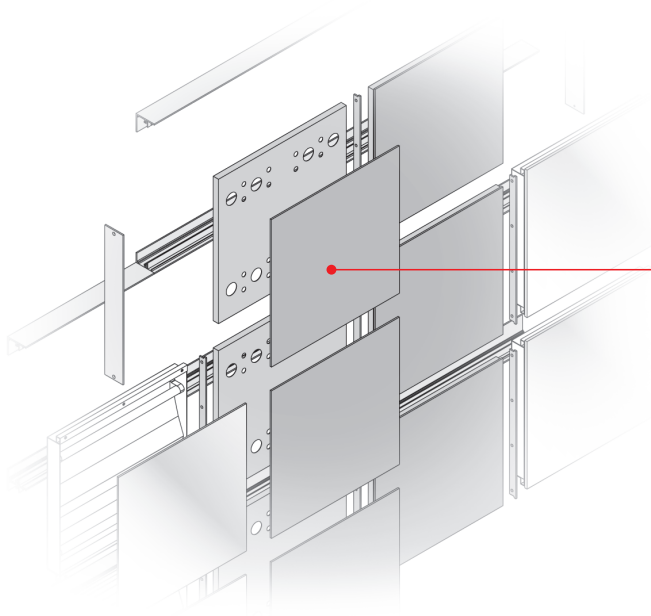

A shelf with high technological content - made of an acrylic stone wrapping and lateral stainless steel bands - that, thanks to a strong industrialisation commitment, we have made more competitive, leaving the functions and performances unvaried.

2. Steel luminous shelf

Next to the first we have placed a further shelf, realised in hardened glass, opal methacrylate and stainless steel that can be chosen also coupled with the first, to create compositions of back shelves at all price levels, depending on the requirements of the final client.

Both shelves are always coupled with the LUX square back shelf that can be coupled with large flexibility to any IFI aesthetic, being completely independent in the assembly and can be customised in the essences and colours.

You can find the prices of the luminous shelves in the paper **LUX PRICE LIST - DIONYSUS** and in the corresponding PDF document inside the IFI reserved area.



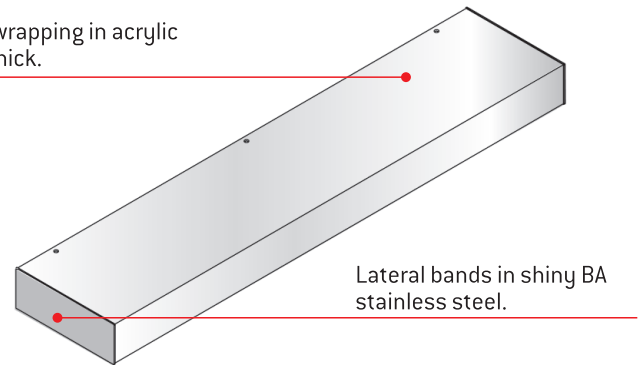
The sheet steel support of the back shelf is already arranged with holes and inserted for the fastening of the shelf in different positions.

ACRYLIC STONE LUMINOUS SHELF

BUILDING FEATURES



Shelf surface: wrapping in acrylic stone - 6 mm thick.



Inside, **the lighting is produced by 2 fluorescent tubes with incorporated reactor.** The acrylic stone luminous shelf is available in the following

lengths: 700, 1000 and 1300 mm

- Depth: 273 mm

- Height: 95 mm

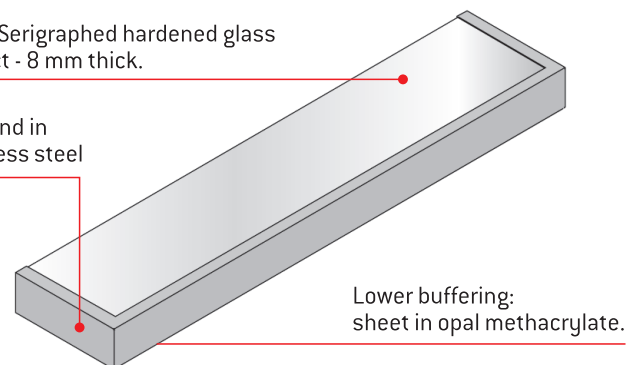
STEEL LUMINOUS SHELF

BUILDING FEATURES



Upper surface: Serigraphed hardened glass with satin effect - 8 mm thick.

Perimetrical band in shiny BA stainless steel



Inside, **the lighting is produced by 2 fluorescent tubes with incorporated reactor.** The replacing of the lamps is possible either by removing the upper

shelf, or by removing the lower cover (maximum access). The steel luminous shelf is available in the following lengths: 700, 1000 and 1300 mm

- Depth: 263 mm

- Height: 97 mm